
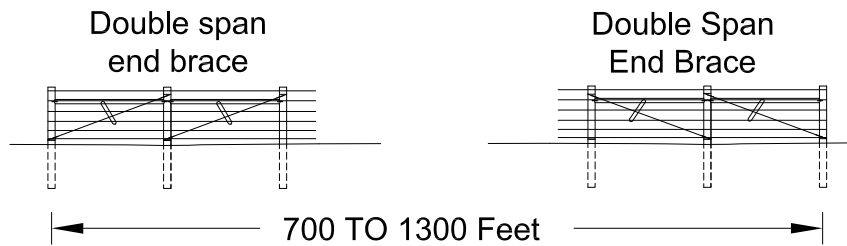


## HIGH TENSILE SMOOTH WIRE FENCE - NON-ELECTRIC SPACING FOR BRACE ASSEMBLIES

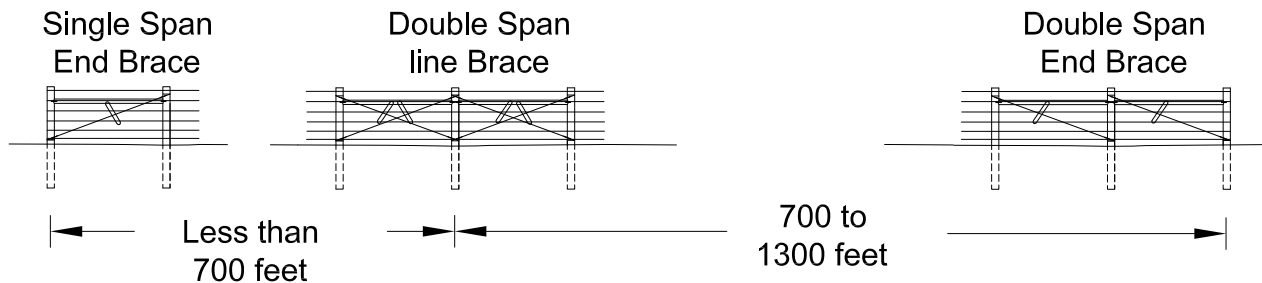
1. Use single span brace assemblies for runs of fence that are less than 700 feet between corner, end, and/or gate posts.



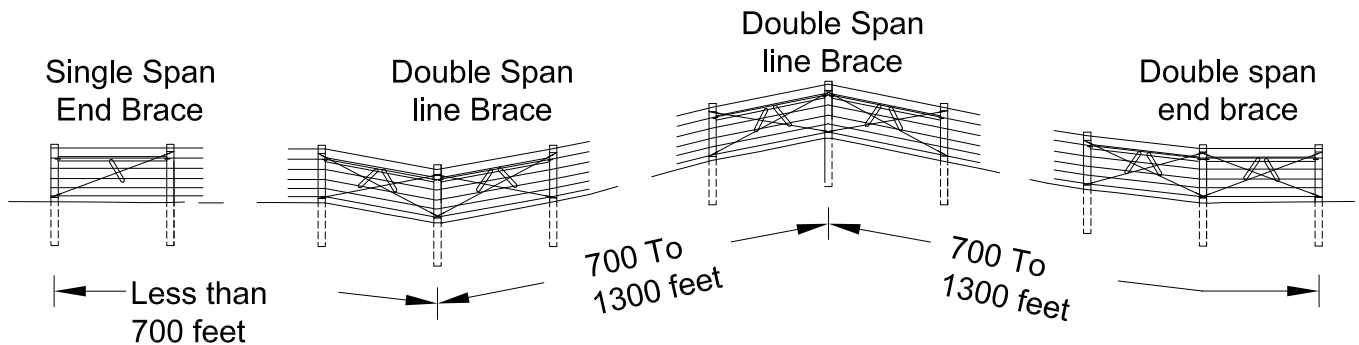
2. Use double span brace assemblies for runs of fence that are 700 to 1300 feet between corner, end, and/or gate posts.



3. Use line braces to divide fence lengths where runs of fence are more than 1300 feet long. a run is the distance between a corner, end or gate post and the next corner, end, or gate post.



4. On uneven terrain, locate line braces at the top and bottom of each hill.



Drawing not to scale. Standardized drawing must be adapted to the specific site.