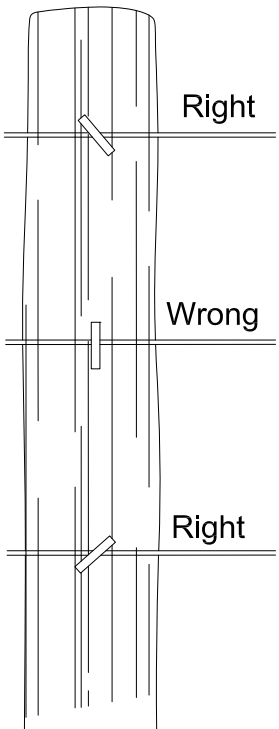


Right

Wrong

Wrong

(Wire pull is down)  
Drive staples  
at angle




Right

Wrong

Right

Do not drive staples  
parallel to side of post

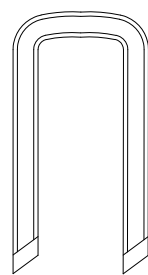


Right

Wrong

Wrong

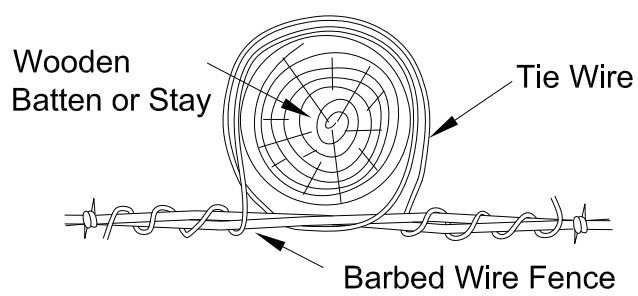
Leave wire loose  
in staple



Min. 9 gauge  
galvanized  
u-shaped  
staples.  
1-1/4 in. for  
softwood,  
1 in. for  
hardwood

STAPLES

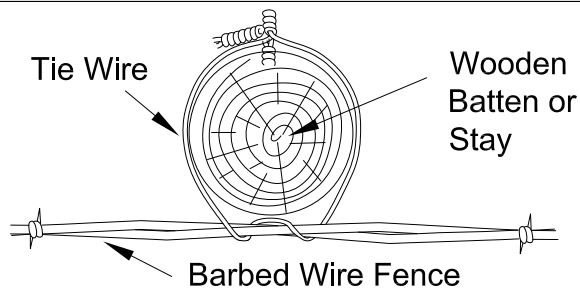
### ATTACHING WIRES TO POSTS



Wooden  
Batten or Stay

Tie Wire

Barbed Wire Fence

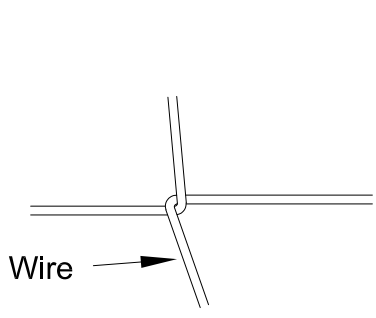


Tie Wire

Wooden  
Batten or  
Stay

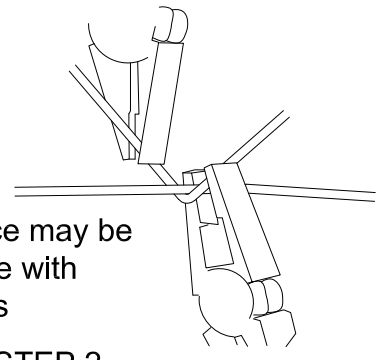
Barbed Wire Fence

### ATTACHING WOODEN BATTENS TO WIRES



Wire

STEP 1



Splice may be  
made with  
pliers

STEP 2



Completed Splice

STEP 3

### "WESTERN UNION" FENCE WIRE SPLICE

Drawing not to scale. Standardized drawing must be adapted to the specific site.